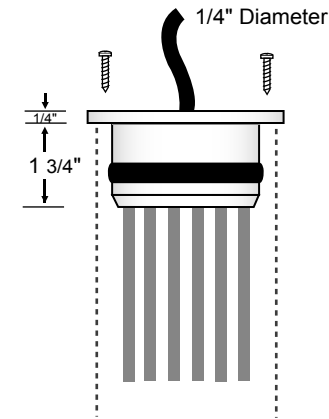
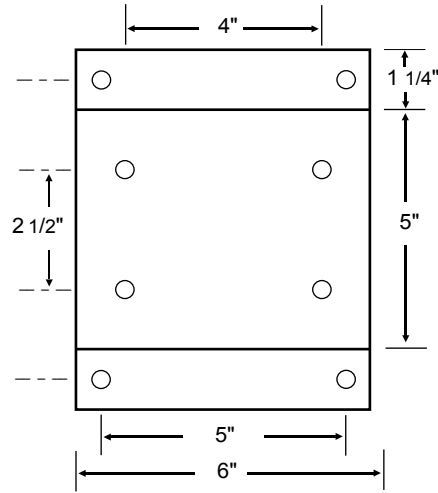


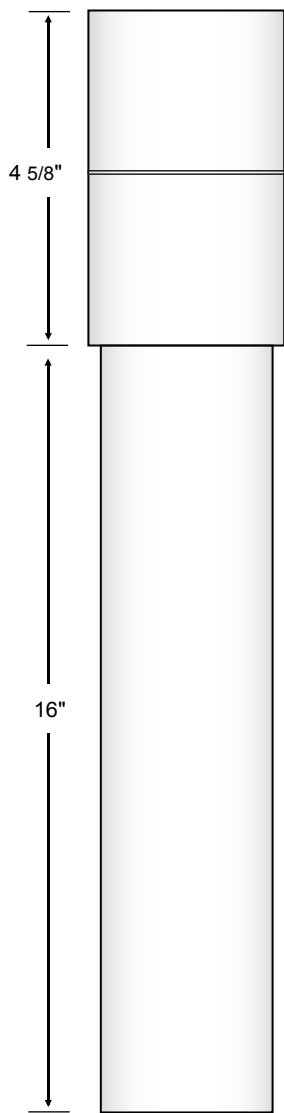
This will be typical for all mounting assembly.



Sensor Head



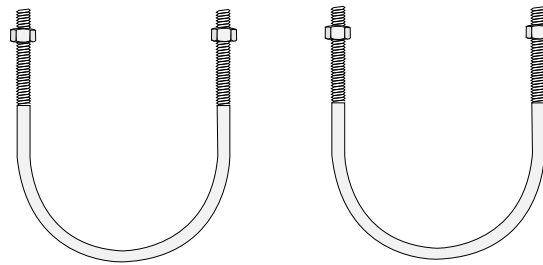
Mounting Bracket Top view



Housing



Mounting Bracket Side View



U-Bolts

Scale: 3 inches = 1 foot

<b>Waterline Controls</b>	
P.O. Box 12544 Scottsdale, Arizona 85260	
Toll Free: 888-905-1892 Fax: 480-629-8223	
TITLE: Cooling Tower Electronic Control Mounting Assembly	
WATERLINE CONTROLS	DWN BY <i>Pamela Crandall</i> APPVD BY <i>Bill Seneff</i>
SCALE: NTS	DWG NO.
DATE:	