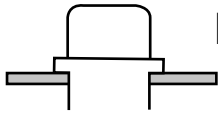
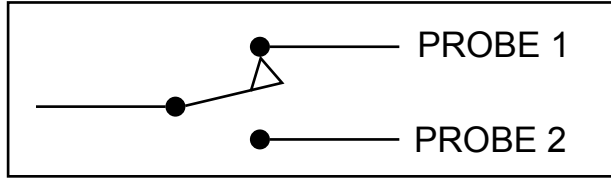
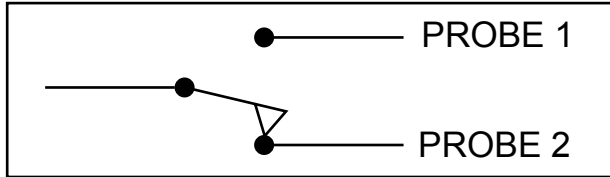


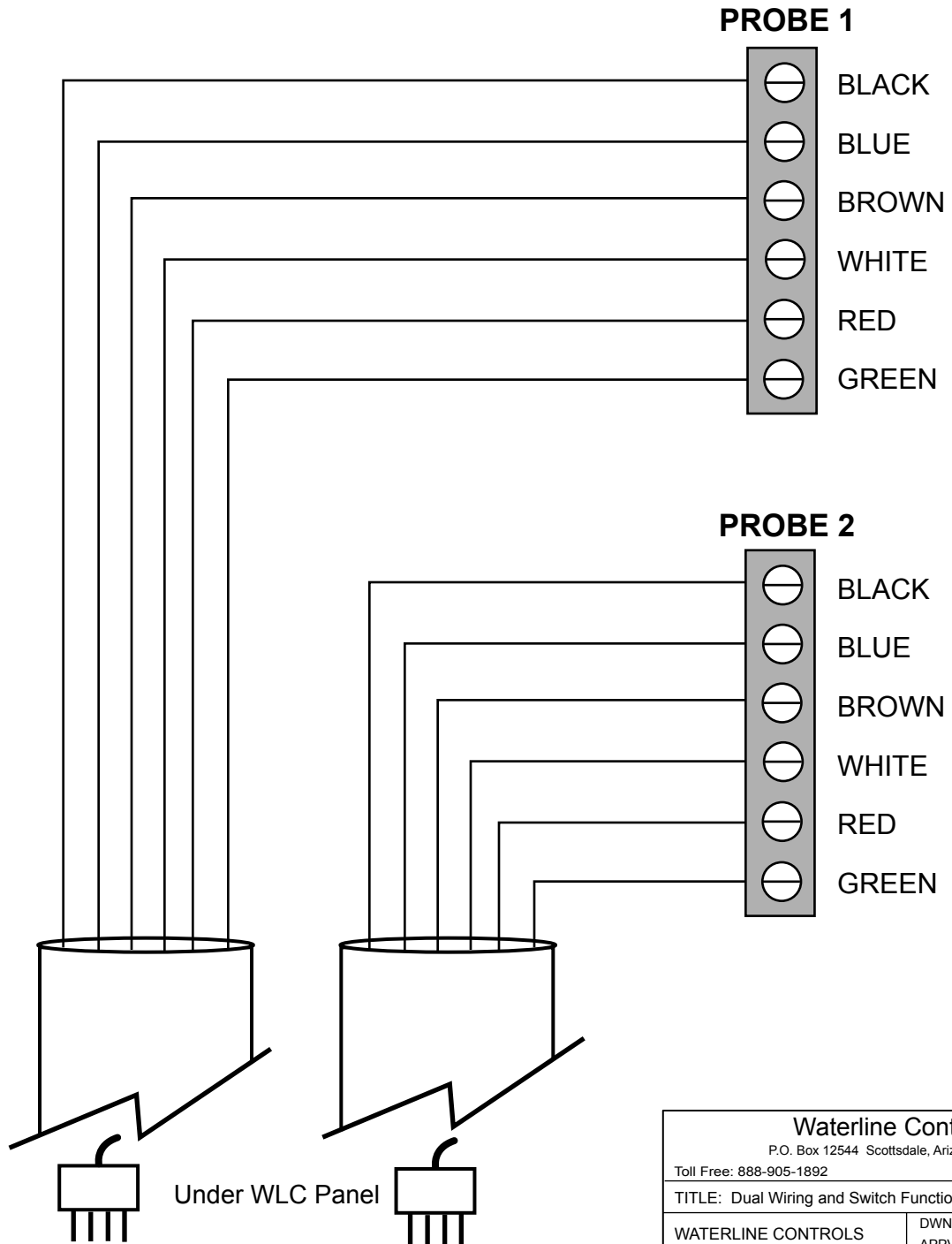
Depressed



Released



- Push button latching switch.
- The switch is mounted on the Waterline Controls panel so no other components are required.
- The Sensor is intrinsically safe.



Waterline Controls	
<small>P.O. Box 12544 Scottsdale, Arizona 85260</small>	
<small>Toll Free: 888-905-1892</small>	<small>Fax: 480-629-8223</small>
TITLE: Dual Wiring and Switch Function	
WATERLINE CONTROLS	DWN BY <i>Pamela Crandall</i> APPVD BY <i>Bill Seneff</i>
SCALE: NTS	DWG NO.
DATE: 5-3-12	DLC-P1025